
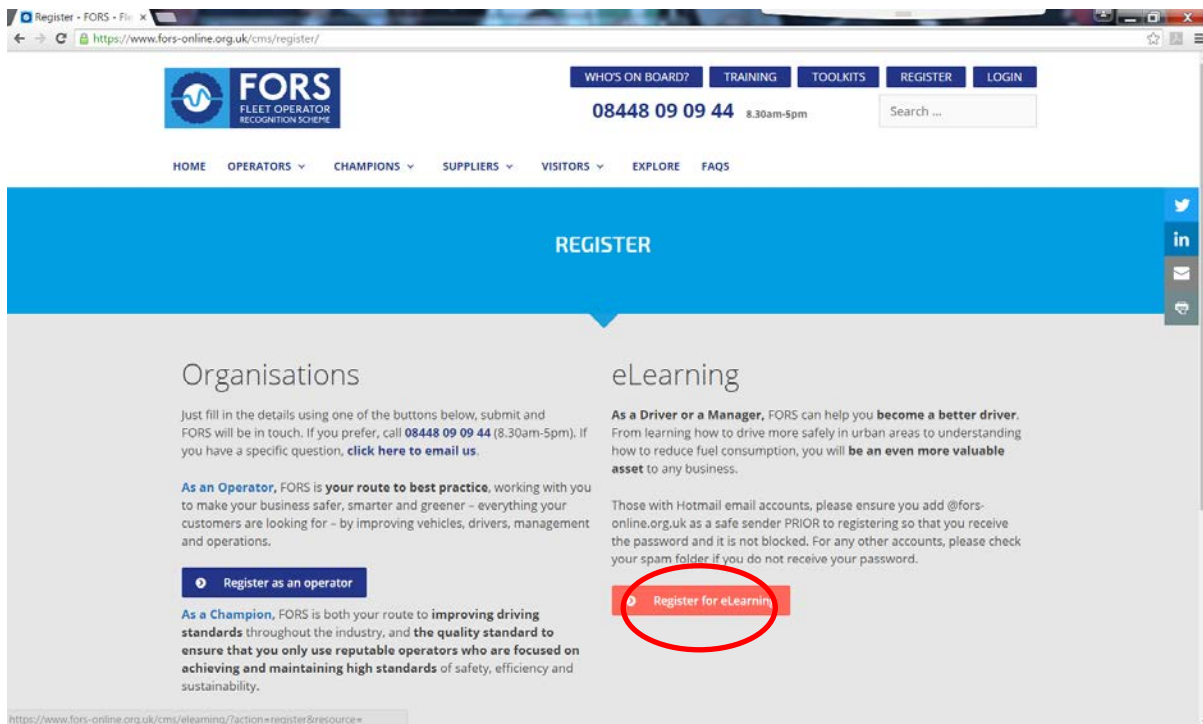


eLearning registration process

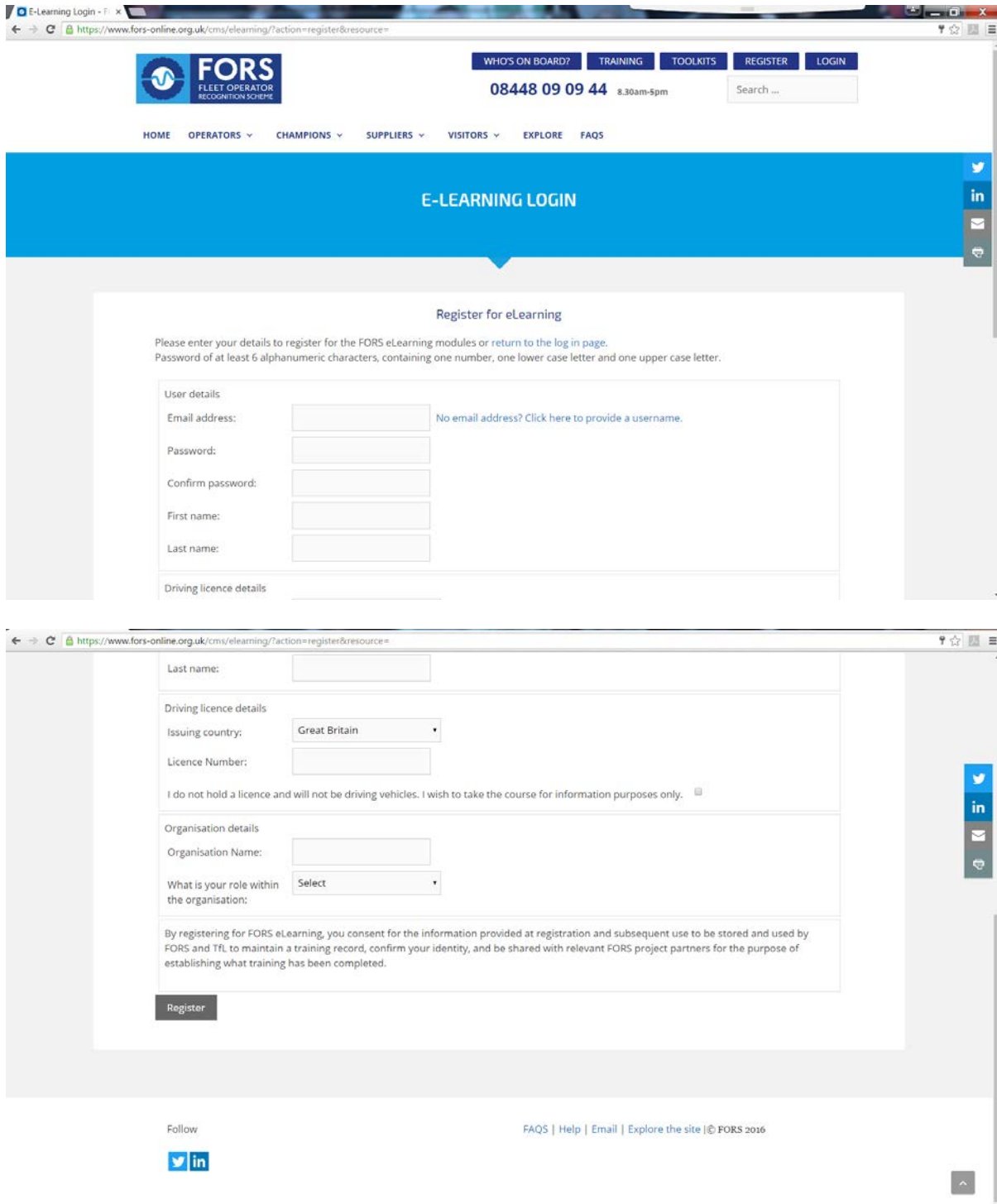
1. Log onto www.fors-online.org.uk and click on the “Register” tab along the top of the page (highlighted in red below)



2. Click on “Register for eLearning” button (highlighted in red below)



3. Fill out the form shown on the screenshots below



E-LEARNING LOGIN

Register for eLearning

Please enter your details to register for the FORS eLearning modules or return to the log in page.
Password of at least 6 alphanumeric characters, containing one number, one lower case letter and one upper case letter.

User details

Email address: [No email address? Click here to provide a username.](#)

Password:

Confirm password:

First name:

Last name:

Driving licence details

Last name:

Driving licence details

Issuing country:

Licence Number:

I do not hold a licence and will not be driving vehicles. I wish to take the course for information purposes only.

Organisation details

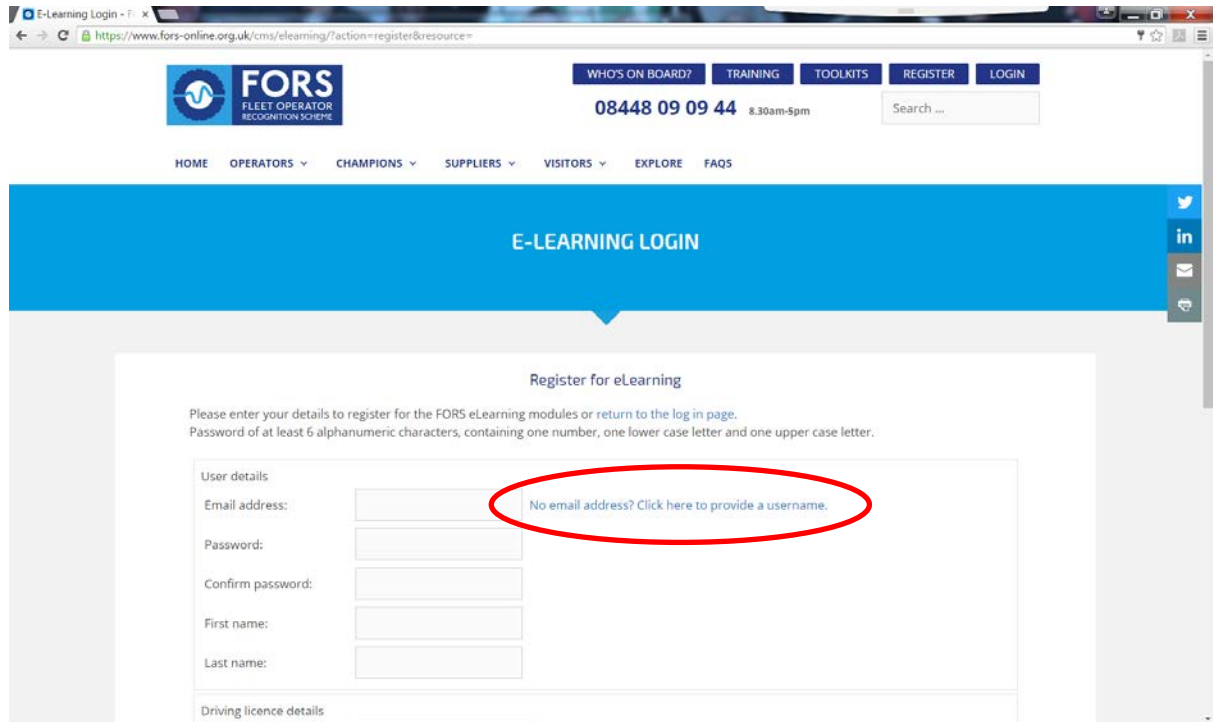
Organisation Name:

What is your role within the organisation:

By registering for FORS eLearning, you consent for the information provided at registration and subsequent use to be stored and used by FORS and TfL to maintain a training record, confirm your identity, and be shared with relevant FORS project partners for the purpose of establishing what training has been completed.

Follow [FAQS](#) | [Help](#) | [Email](#) | [Explore the site](#) | © FORS 2016

Please note that the default screen is for participants with an email address. Should you not have one and wish to register a username, click on the “No email address? Click here to provide a username” link shown below.



WHO'S ON BOARD? TRAINING TOOLKITS REGISTER LOGIN

08448 09 09 44 8.30am-5pm Search ...

HOME OPERATORS CHAMPIONS SUPPLIERS VISITORS EXPLORE FAQs

E-LEARNING LOGIN

Register for eLearning

Please enter your details to register for the FORS eLearning modules or return to the log in page.
Password of at least 6 alphanumeric characters, containing one number, one lower case letter and one upper case letter.

User details

Email address: No email address? Click here to provide a username.

Password:

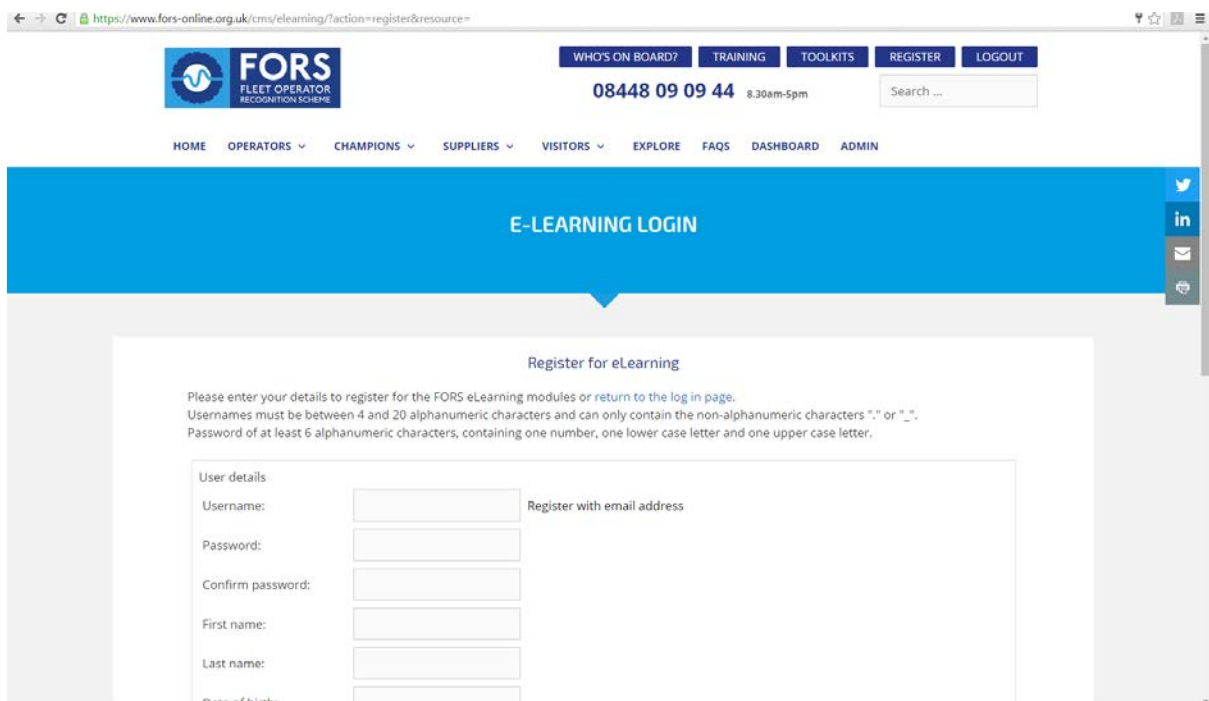
Confirm password:

First name:

Last name:

Driving licence details:

This will bring up the following screen



WHO'S ON BOARD? TRAINING TOOLKITS REGISTER LOGOUT

08448 09 09 44 8.30am-5pm Search ...

HOME OPERATORS CHAMPIONS SUPPLIERS VISITORS EXPLORE FAQs DASHBOARD ADMIN

E-LEARNING LOGIN

Register for eLearning

Please enter your details to register for the FORS eLearning modules or return to the log in page.
Usernames must be between 4 and 20 alphanumeric characters and can only contain the non-alphanumeric characters "." or "_".
Password of at least 6 alphanumeric characters, containing one number, one lower case letter and one upper case letter.

User details

Username: Register with email address

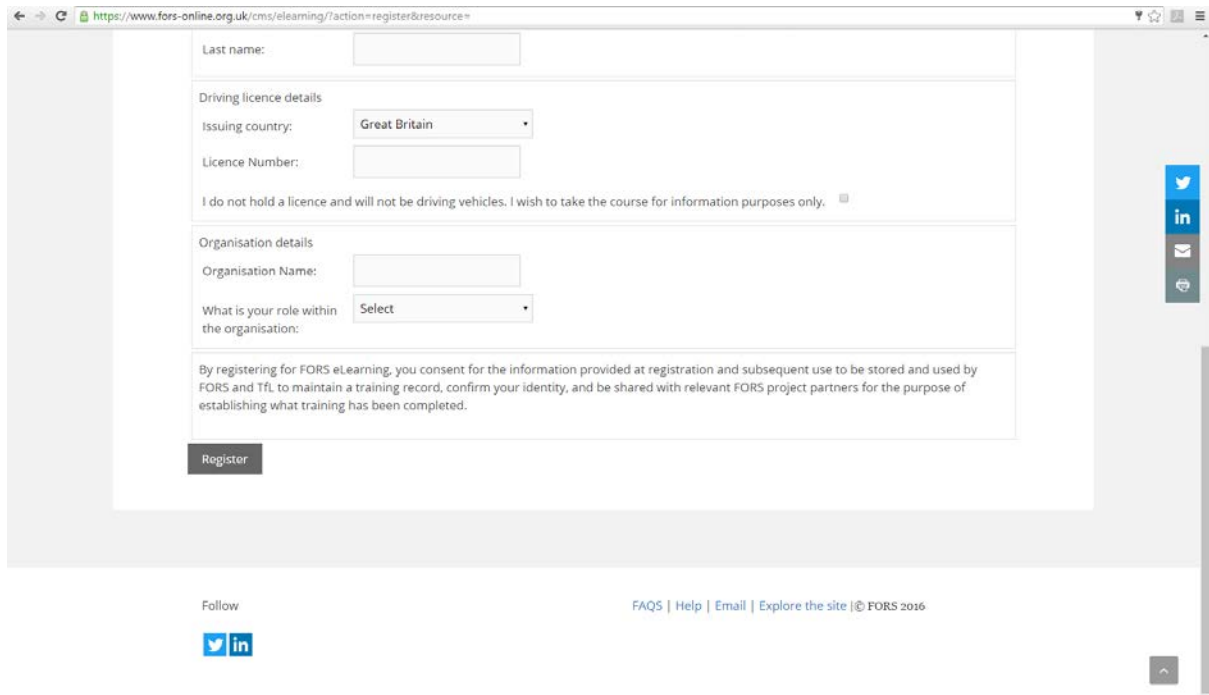
Password:

Confirm password:

First name:

Last name:

Date of birth:

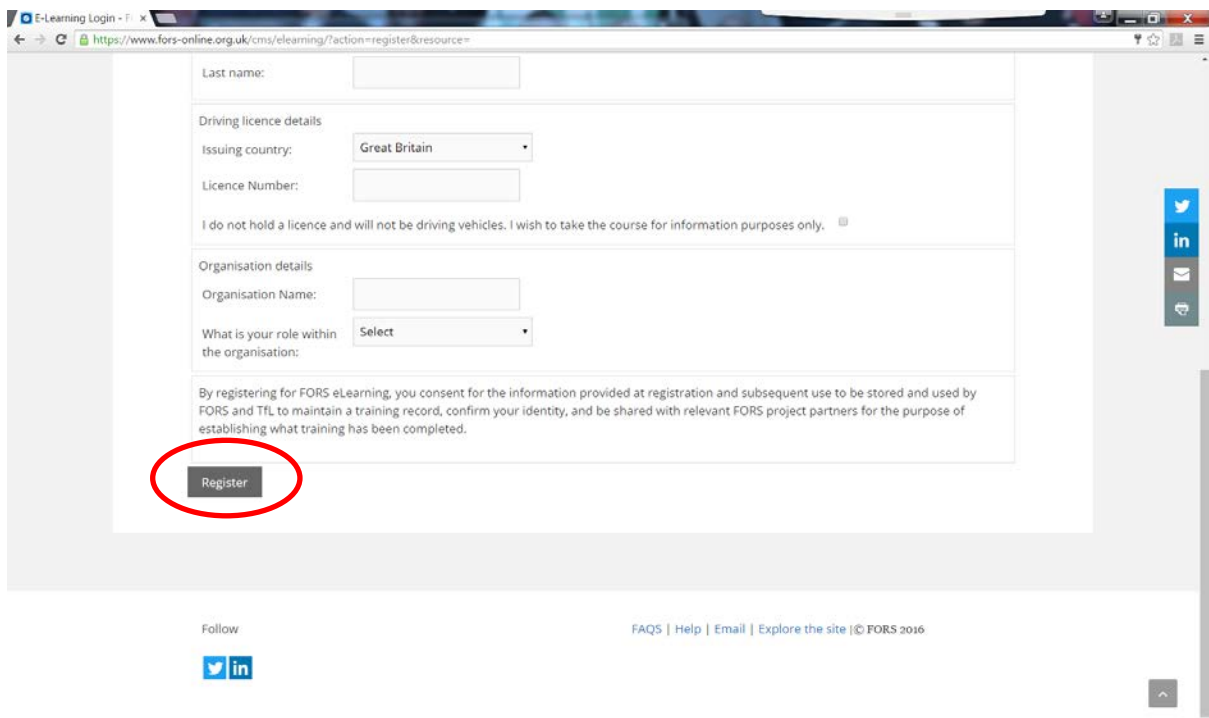


The screenshot shows a web browser window with the URL <https://www.fors-online.org.uk/cms/elearning/?action=register&resource=>. The form contains the following fields and sections:

- Last name:
- Driving licence details:
 - Issuing country:
 - Licence Number:
 - I do not hold a licence and will not be driving vehicles. I wish to take the course for information purposes only.
- Organisation details:
 - Organisation Name:
 - What is your role within the organisation:
- Consent text: "By registering for FORS eLearning, you consent for the information provided at registration and subsequent use to be stored and used by FORS and TfL to maintain a training record, confirm your identity, and be shared with relevant FORS project partners for the purpose of establishing what training has been completed."
- Register button:


At the bottom of the page, there are social media links for Twitter and LinkedIn, and a footer with "Follow", "FAQS | Help | Email | Explore the site | © FORS 2016", and a scroll-to-top button.

- Once the form is filled in, please click on the “Register” button at the bottom of the form, highlighted below. If this has been filled in successfully, then the form will reset itself and you're ready to start by carrying out the next step.

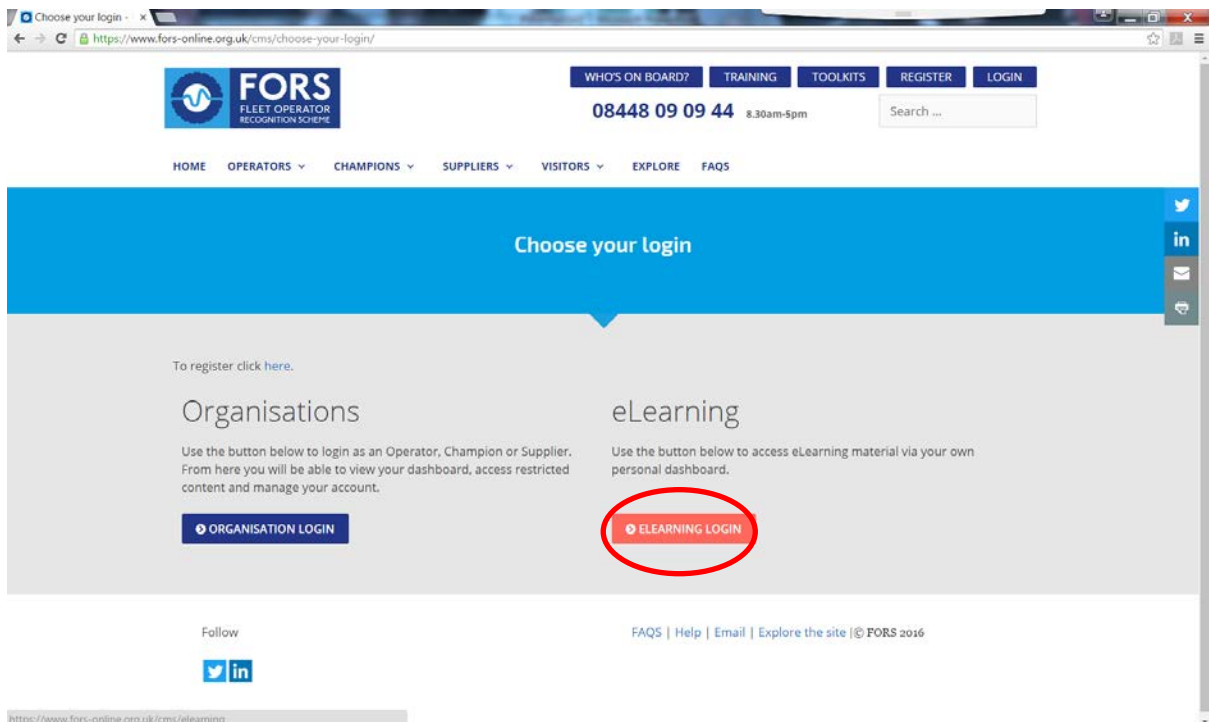


This screenshot is identical to the one above, but the "Register" button at the bottom of the form is circled in red to highlight it.

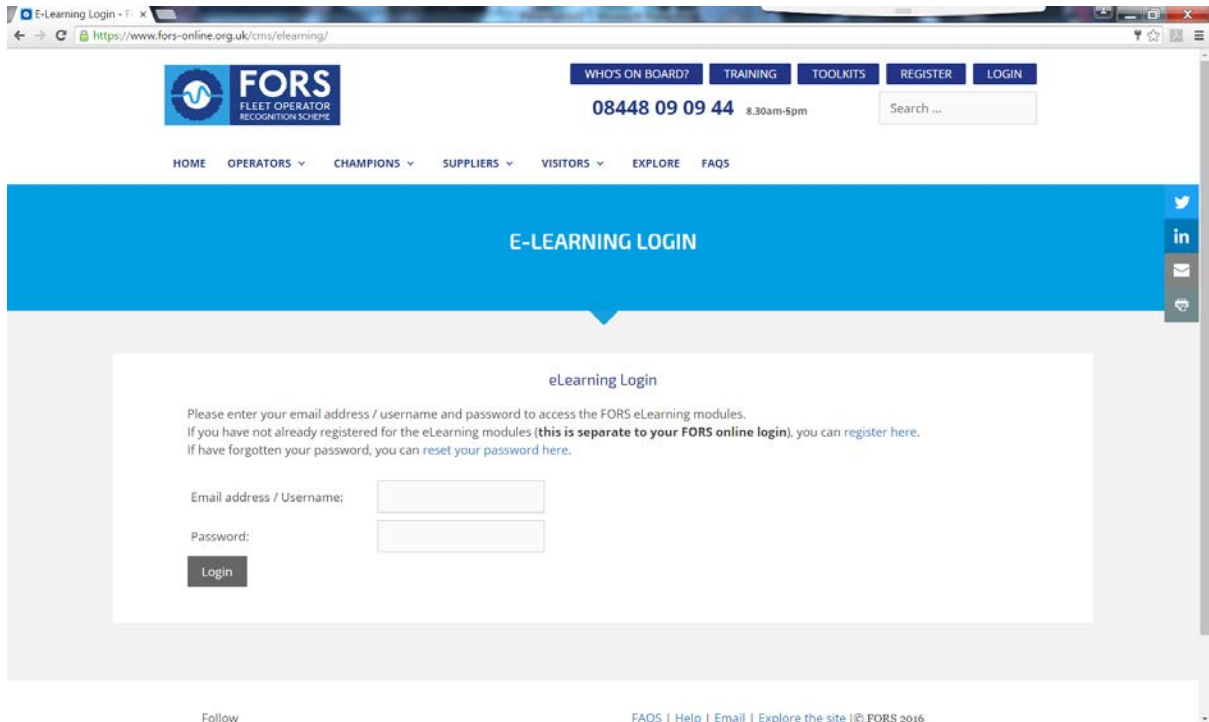
- You should now be able to log onto your FORS eLearning account via the [FORS home page](#). Please click on the log in button shown in red below.



6. This will take you to a page titled “Choose your login”. Select the box titled eLearning Login (highlighted in red below)



7. Enter your details into the page below, which will take you to your eLearning dashboard.



The screenshot shows a web browser window with the URL <https://www.fors-online.org.uk/cms/elearning/>. The page features a blue header with the FORS logo and navigation links: WHO'S ON BOARD?, TRAINING, TOOLKITS, REGISTER, and LOGIN. A digital clock displays '08448 09 09 44' and '8.30am-5pm'. A search bar is located on the right. Below the header is a blue banner with the text 'E-LEARNING LOGIN'. The main content area contains a white box with the heading 'eLearning Login' and instructions: 'Please enter your email address / username and password to access the FORS eLearning modules. If you have not already registered for the eLearning modules (this is separate to your FORS online login), you can register here. If have forgotten your password, you can reset your password here.' Below the text are two input fields: 'Email address / Username:' and 'Password:'. A 'Login' button is positioned below the password field. At the bottom of the page, there is a 'Follow' link and a footer with 'FAQS | Help | Email | Explore the site | © FORS 2016'.

8. Once in that page, you can select the eLearning module that you are looking to undertake. Instructions are given within each eLearning module as to how to navigate within the pages. You will be able to print your certificate at the end of the module if you pass and your details will automatically be entered into the FORS Professional training register.